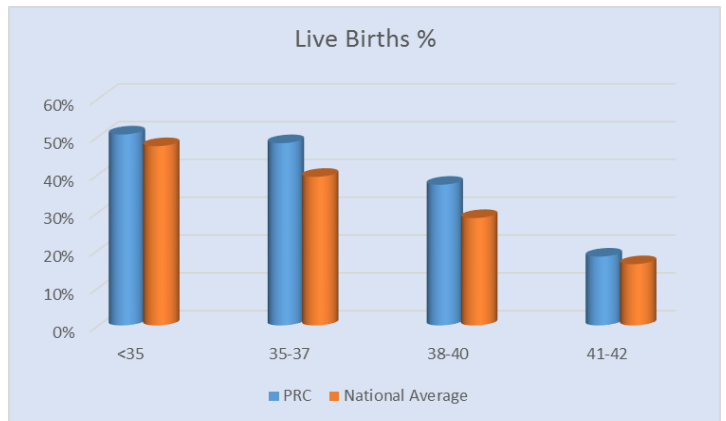
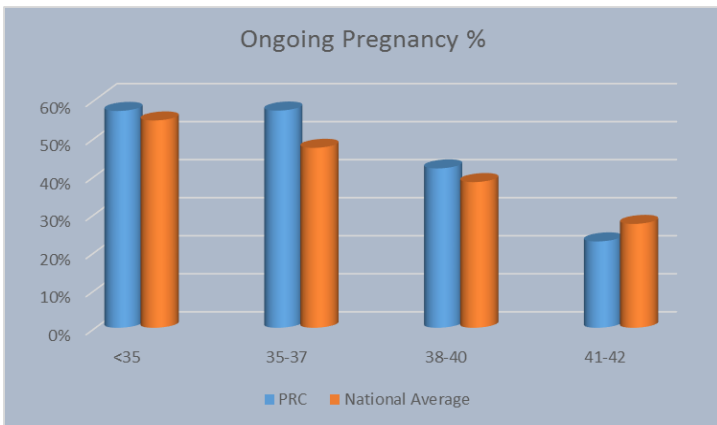


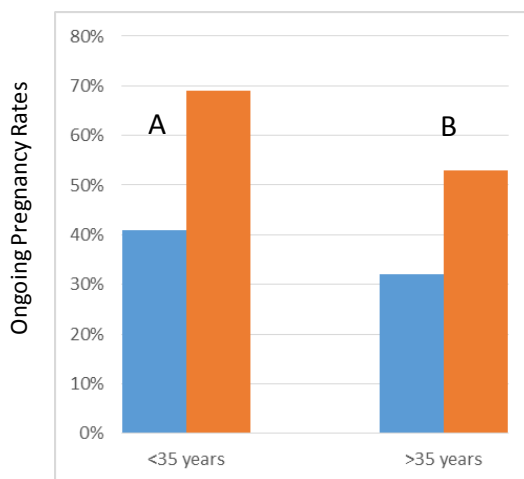
Success Rates

PRC 2013 Comparison with the National Average

	<35	35-37	38-40	41-42
PRC 2013				
Ongoing Pregnancy %	57	57.1	41.9	22.7
Live Births %	50.5	48.2	37.2	18.2
National Average 2013				
Ongoing Pregnancy %	54.5	47.3	38.3	27.3
Live Births %	47.4	39.3	28.4	16.2



aCGH improves pregnancy rates in all ages



Pregnancy Rate of Unittested Embryo

Pregnancy Rate of Tested Embryo

A. The Results are Based on Single Embryo Transfer

A. Pacific Reproductive Center, Molecular cytogenetics 2012, 5:24

B. Current in house aCGH data